The crest of Kings' School is a shield with a red background and a gold border. It features a gold lion rampant on the left and a gold dragon passant on the right. A gold banner at the bottom contains the Latin motto "VNA LABORANTES".

Kings' School

Year 11 Study Skills Evening

Thursday 10th October
2019

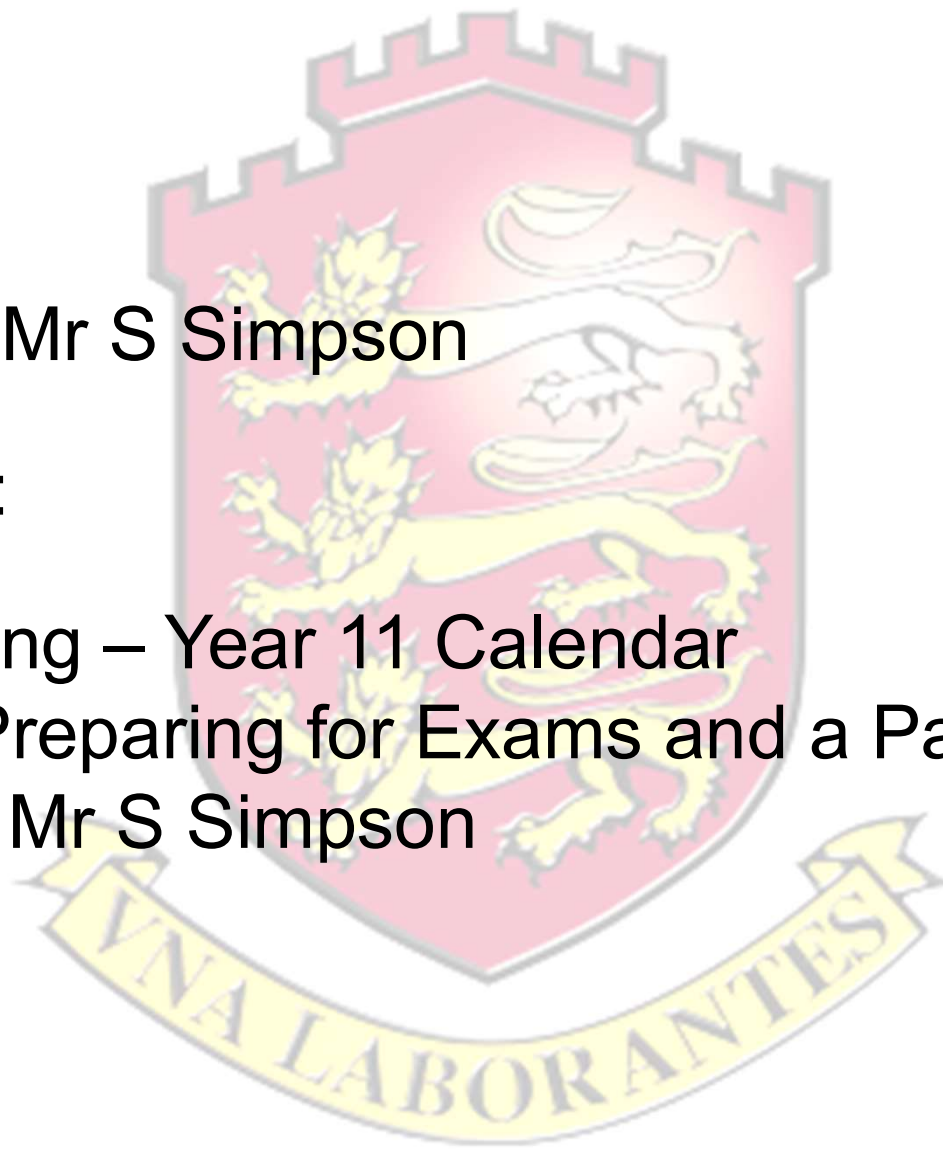
Introduction – Mr S Simpson

Presentations:

Mr C. Duckering – Year 11 Calendar

Mrs L. Lee - Preparing for Exams and a Parent's Experience

Final words – Mr S Simpson



**YEAR 11 KEY DATES
2019 - 2020**

**End of Oct half term - MFL Speaking/Listening exams
GCSE Music recordings**

**Fri 25th Oct -
Sun 3rd Nov - HALF TERM**

**Mon 4th Nov-
Fri 15th Nov - Mock Examinations**

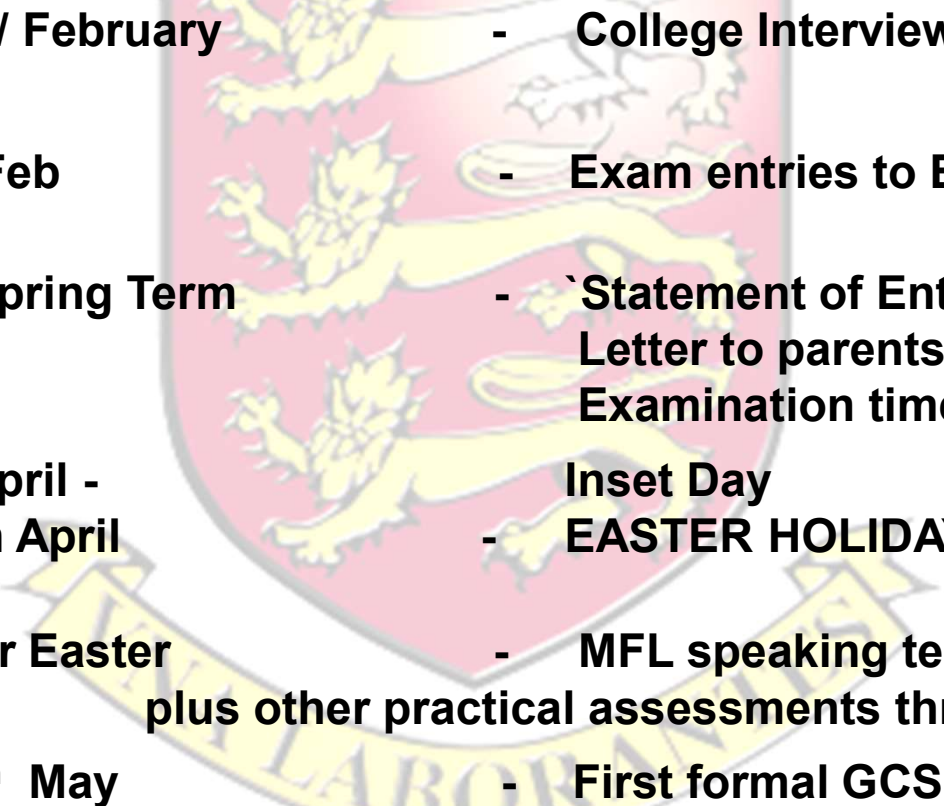
Nov/Dec - College/Work Applications

Friday 10th Jan - Year 11 reports to parents

Thursday 16th Jan - Year 11 Parents' Evening

YEAR 11 KEY DATES

2019 - 2020

- 
- January/ February - College Interviews**
 - Fri 14th Feb - Exam entries to Boards**
 - End of Spring Term - `Statement of Entry`
Letter to parents
Examination timetable**
 - Fri 3rd April - Inset Day**
 - Sun 19th April - EASTER HOLIDAY**
 - Just after Easter - MFL speaking tests
plus other practical assessments throughout the year**
 - Mon 11th May - First formal GCSE paper**

YEAR 11 KEY DATES

2019 – 2020

**Fri 24th May -
Sun 31st May**

- HALF TERM

Wed 24th June

- Contingency Date

Thurs 20th August

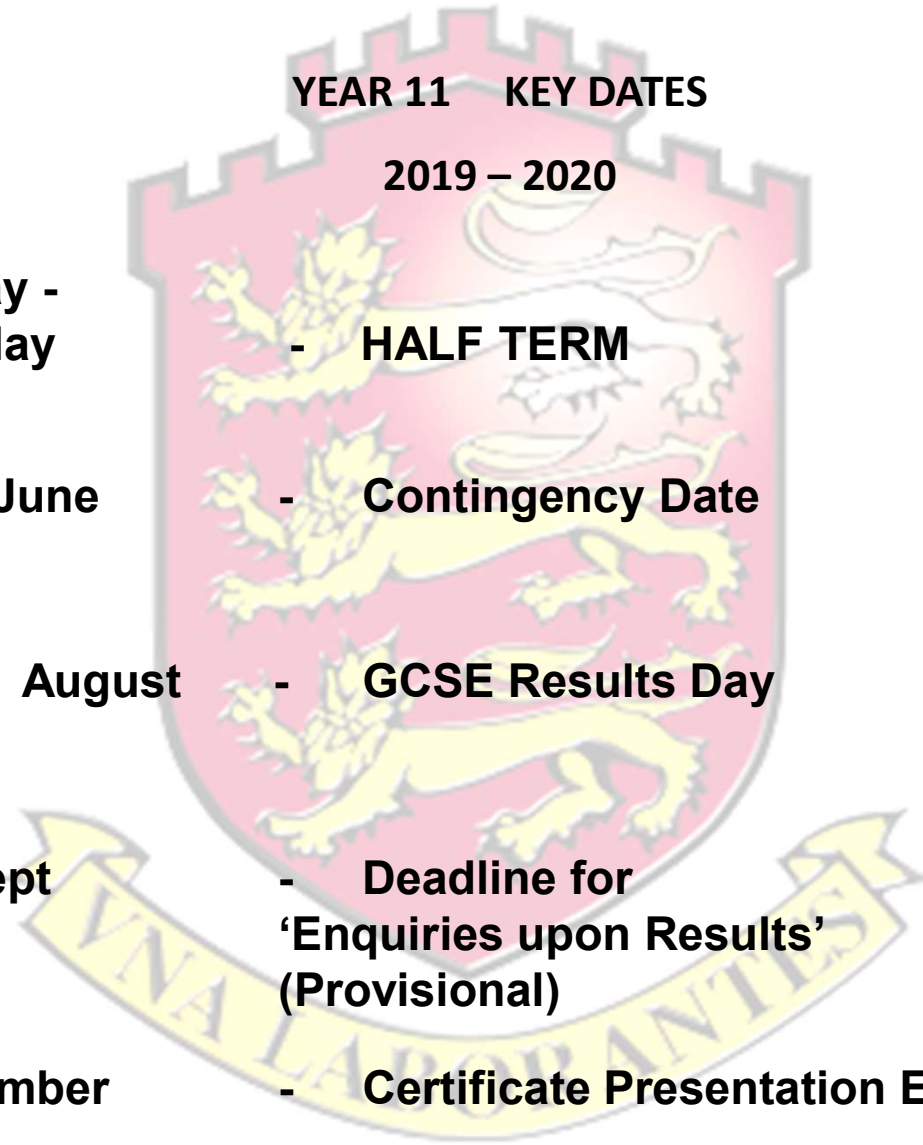
- GCSE Results Day

Fri 11th Sept

**- Deadline for
'Enquiries upon Results'
(Provisional)**

Late November

- Certificate Presentation Evening



Prior to GCSE Exams

- Spring Term: GCSE timetable is given out to pupils & parents.
Please ensure all exam entries are checked and are what you are expecting
Sign a copy of the timetable along with your child to confirm
Return this timetable back to Tutor
- Exam Clashes: Mrs Harris will meet with pupils who have an exam clash to advise of the plan.
Your child will bring home a letter confirming arrangements.
- Legal Name checking: All pupils need to check that the details held are correct, if not then we need to see proof of legal name. (Birth Certificate, Deed Poll)
- Paying £3: This is for the postage of GCSE results and Certificates, if results and certificates are collected the money is returned. (This needs to be given during a set tutor period when checking envelopes are addressed correctly.)

Pupils attendance at the Exam

- GCSE Exams start at 9am in the morning and 1pm in the afternoon. However all pupils should be in school 30 minutes prior to the start of the exam. All pupils need to be in full school uniform. (No trainers, additional earrings, bracelets, etc) **Please do not turn up with any writing on hands of any kind.**
- Should there be a reason why your child is unable to sit their exam, please notify us ASAP via the school office followed by a letter from you giving details of the reason for absence for the attention of Mrs Harris – Exams Officer.

What to bring to each Exam

Clear water bottle – filled with water only (No words on bottles at all)

Clear pencil case or clear bag containing – 2 Black pens, sharp pencil, ruler, rubber, sharpener. A few exams require coloured pencils- (such as Photography and Design & Technology).

Calculator with no case

A normal watch can be worn into the exam Hall, but then has to be removed and placed On the desk.

ESSENTIAL EXAM EQUIPMENT



Students **MUST** have 2 Pens, 2 Pencils, Rubber, Ruler, Sharpener, Compass, Protractor and Scientific Calculator in a clear pencil case or plastic bag.

Please do not bring :-

THESE WILL BE COLLECTED IN BEFORE ENTERING THE EXAM ROOM.

ALL PUPILS WILL BE SCANNED FOR UNAUTHORISED MATERIAL. (pupils are encouraged to hold house keys/locker keys in Their hands to assist with the scanning process)

PLEASE CAN YOU REMIND YOUR CHILD TO EMPTY THEIR BLAZER POCKETS OF ANY UNWANTED ITEMS, SUCH AS PAPER CLIPS, ANYTHING METAL, FOOD WRAPPERS .

Phones

Ear phones


Air Pods

Smart watches and any electronic devices

SD Cards, USB's

Written notes

Lip balm/hand cream



Above are items that have been left after GCSE exams.

Please make use of your locker, you can leave valuables in there or you can hand in your mobile phones prior to going into the exam

Contingency Day



Joint Council for
Qualifications

In the highly unlikely event that there is national disruption to a day of examinations in summer 2020, as a last resort the affected examinations will be rescheduled, every effort would be taken to keep the impact to a minimum, it is also possible that there could be more than one timetabled date affected following the disruption, up to and including the contingency day on 24 June 2020. (Please do not book any holidays prior to this date)


Results Day August 2020

- They are the results of the pupil, only the pupil has the right to see them. (The pupils need to collect their own results if they cannot do this, they can nominate someone to collect on their behalf by writing a letter authorising. The person collecting the results will need to bring ID.
- Review of Marking (this is not a remark) – Talk to the Head of the relevant department (Not the Exams Officer) first day back in September for advice
- Results day = 10:00 to 12:00 20th August 20

Exam Boards



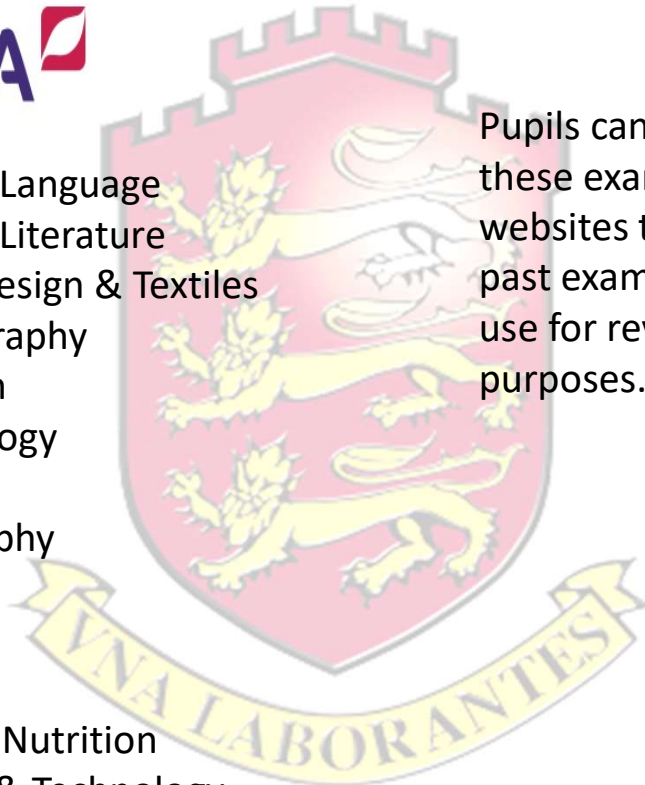
Computer Science
RS



Child Development
Health & Social
Sports Studies



English Language
English Literature
Art & Design & Textiles
Photography
German
Psychology
Music
Geography
Drama
Science
History
Food & Nutrition
Design & Technology
PE



Pupils can access these exam board websites to access past exam papers to use for revision purposes.



Latin
Media



edexcel 
Spanish
Maths
BEE
French
Italian



**YEAR 11 2019 TIMETABLE
MOCK EXAMINATIONS**

DAY/DATE	MORNING START TIME: 9.00am		AFTERNOON START TIME: 12.30pm	
Week before half term	Language Speaking Exams Pupils to check with class teachers.		Music Performance & Composition recordings also take place.	
Mon 4 th Nov	Drama Religious Studies	1hr 45min 2hr	Health & Social Sports Studies PE	1hr 1hr 15min
Tues 5 th Nov	English Language	1hr 45min	Media	1hr 30min
Wed 6 th Nov	Chemistry Combined Chemistry Triple	1hr 1hr 30min	Food & Nutrition Psychology	1hr 45 1hr 45
Thurs 7 th Nov	Maths Non Calculator	1hr 30	Geography Paper 1	1hr 30min
Fri 8 th Nov	French Reading German Reading Italian Reading Spanish Reading Latin	1hr 1hr 1hr 1hr 1hr 30min	French Writing German Writing Italian Writing Spanish Writing	1hr 20min 1hr 30min 1hr 20min 2hr
Mon 11 th Nov	Biology Combined Biology Triple	1hr 1hr 30min	BEE Latin Paper 2	1hr 30min 1hr
Tues 12 th Nov	History Textiles CRR Class based	2hr 3hr 15min	Sociology	1hr 45

Tues 12 th Nov	History Textiles CRR Class based ART C (DAW Class only)	2hr 3hr 15min	Sociology	1hr 45
Wed 13 th Nov	Maths Calculator Paper	1hr 30min	Child Development Design & Technology	1hr 15min 1hr
Thurs 14 th Nov	Physics Combined Physics Triple	1hr 1hr 30min	Computing Geography Paper 2	1hr 30min 1hr
Fri 15 th Nov	Art All groups except C class based Music (Class Based) Starts 11am	3hr 15 1hr		
Mon 18 th Nov	Drama Practical In the Drama Studio- Starts at 10.15 till 12.15	2hr		

This will be emailed and also on the school website. Pupils go to registration then to the sports hall for 9am/1pm

Year 11 Mock Exam Timetable

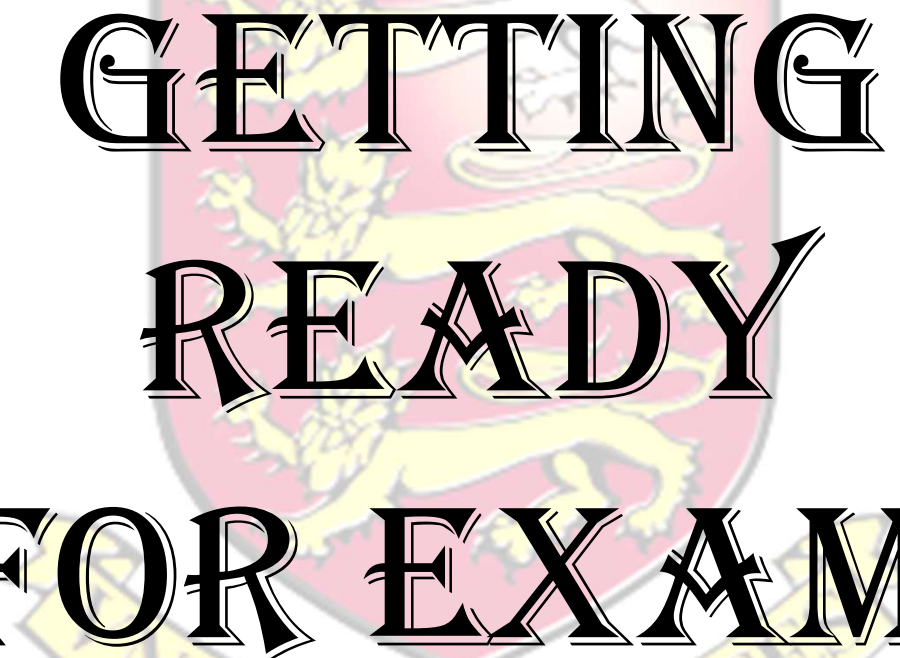
This booklet will be e-mailed to pupils & parents along with being placed on the school website.

Please note all JCQ information is at the back of this booklet.

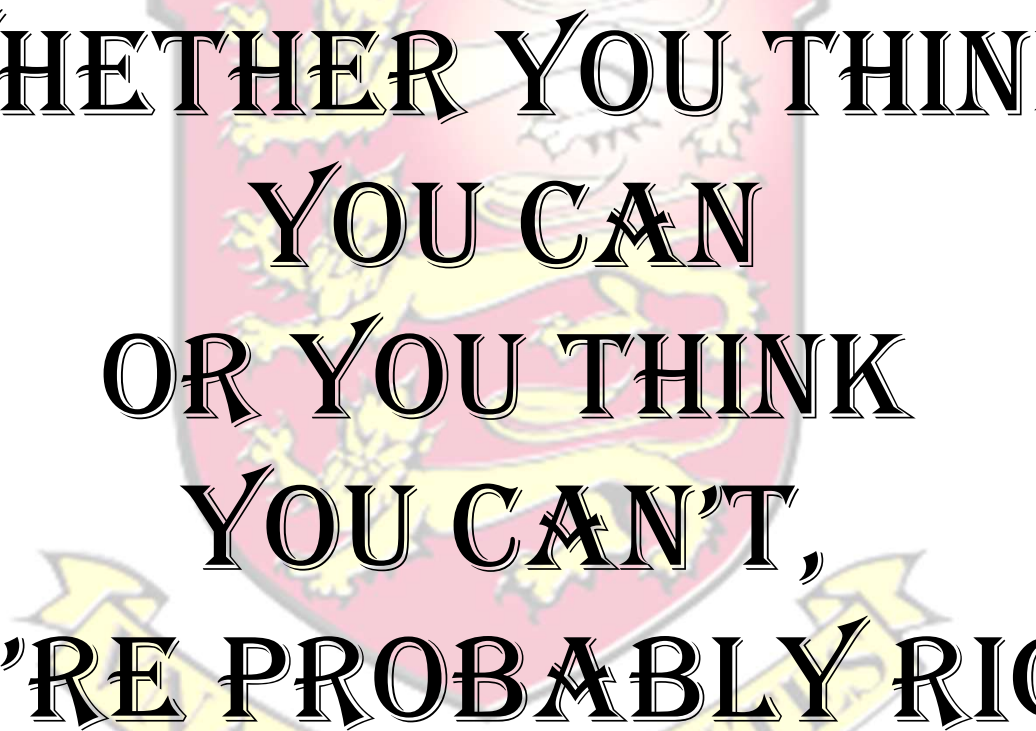


Kings' School
GCSE Examinations:
A Guide for Pupils and
Parents
2019/20

It is a JCQ requirement that we as a school provide you as parents and pupils with all the information relating to exams and non exam assessments. All this documentation is at the back of this booklet. Which will be emailed and saved on the school website.

The background features a large, semi-transparent crest of the University of Cambridge. The crest is a shield with a red field, topped with a crenellated border. It contains a golden lion passant guardant, a golden book, and a golden cross. A golden scroll at the bottom contains the Latin motto 'INVA LABORANTER'.

**GETTING
READY
FOR EXAMS**



WHETHER YOU THINK
YOU CAN
OR YOU THINK
YOU CAN'T,
YOU'RE PROBABLY RIGHT.

How much independent study and when ?

- Depends on the pupil!
- Chunks of 45 mins to an hour at once before a break.
- Encourage reluctant studiers to “do the first five minutes”
- Couple of hours on a school night, a little more at the weekend but allow time for friends and family as well as hobbies.

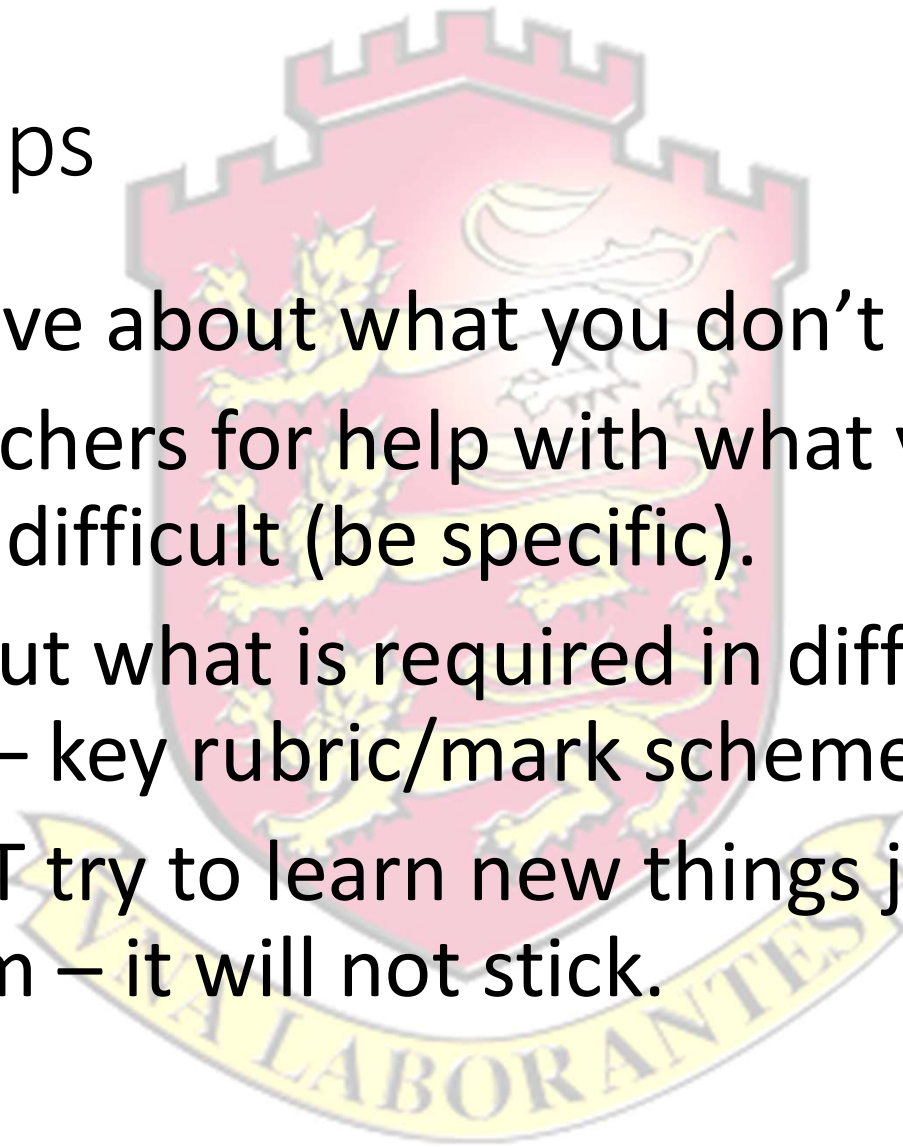


Find the drive and lose the distractions

- Make a timetable of when exams are.
- Chat with someone about what you really want from your GCSEs and what needs to happen for this to be achieved.
- Plan study time and factor in rest breaks/time for leisure activities.
- “Choose your five favourite phone apps and delete them.”

Plug the gaps

- Get brave about what you don't know.
- Ask teachers for help with what you are finding difficult (be specific).
- Work out what is required in different exams – key rubric/mark schemes etc.
- **DO NOT** try to learn new things just before an exam – it will not stick.

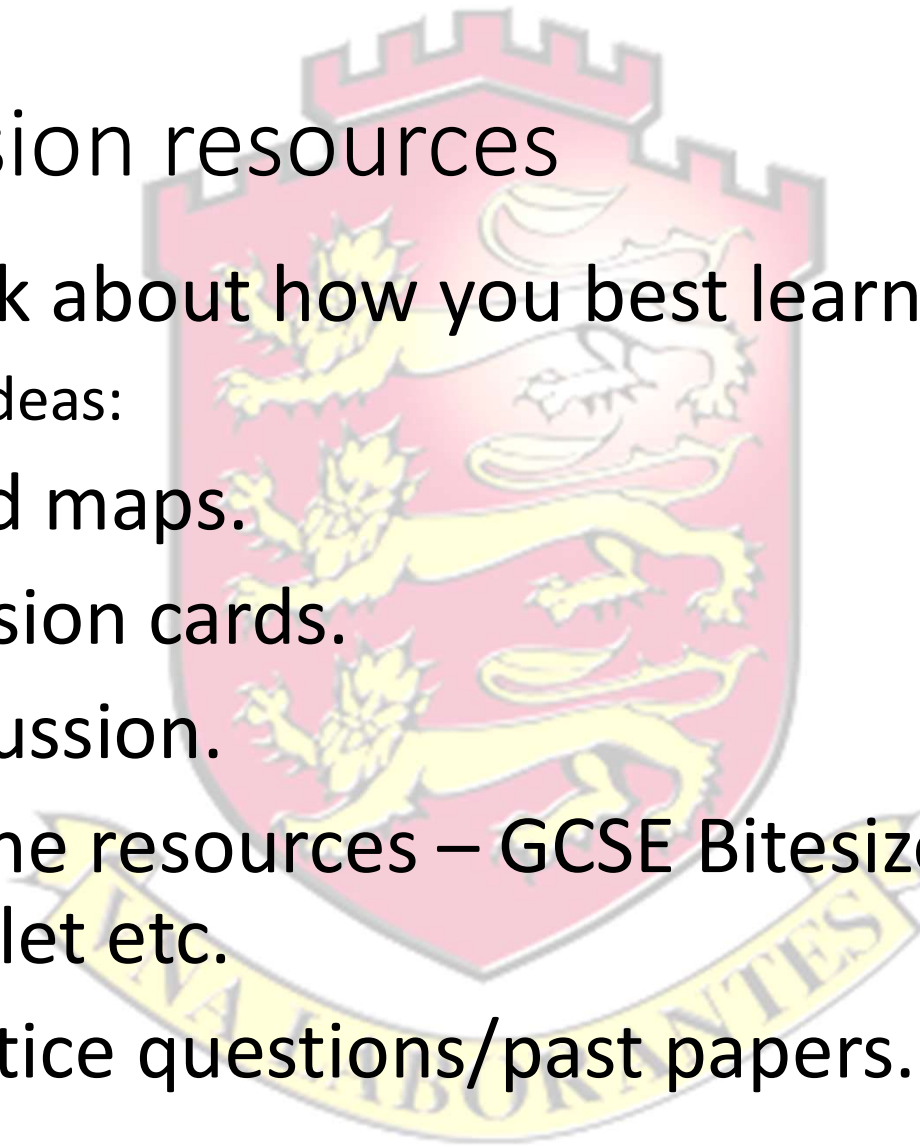


Make revision resources

- Think about how you best learn.

A few ideas:

- Mind maps.
- Revision cards.
- Discussion.
- Online resources – GCSE Bitesize, Quizlet etc.
- Practice questions/past papers.

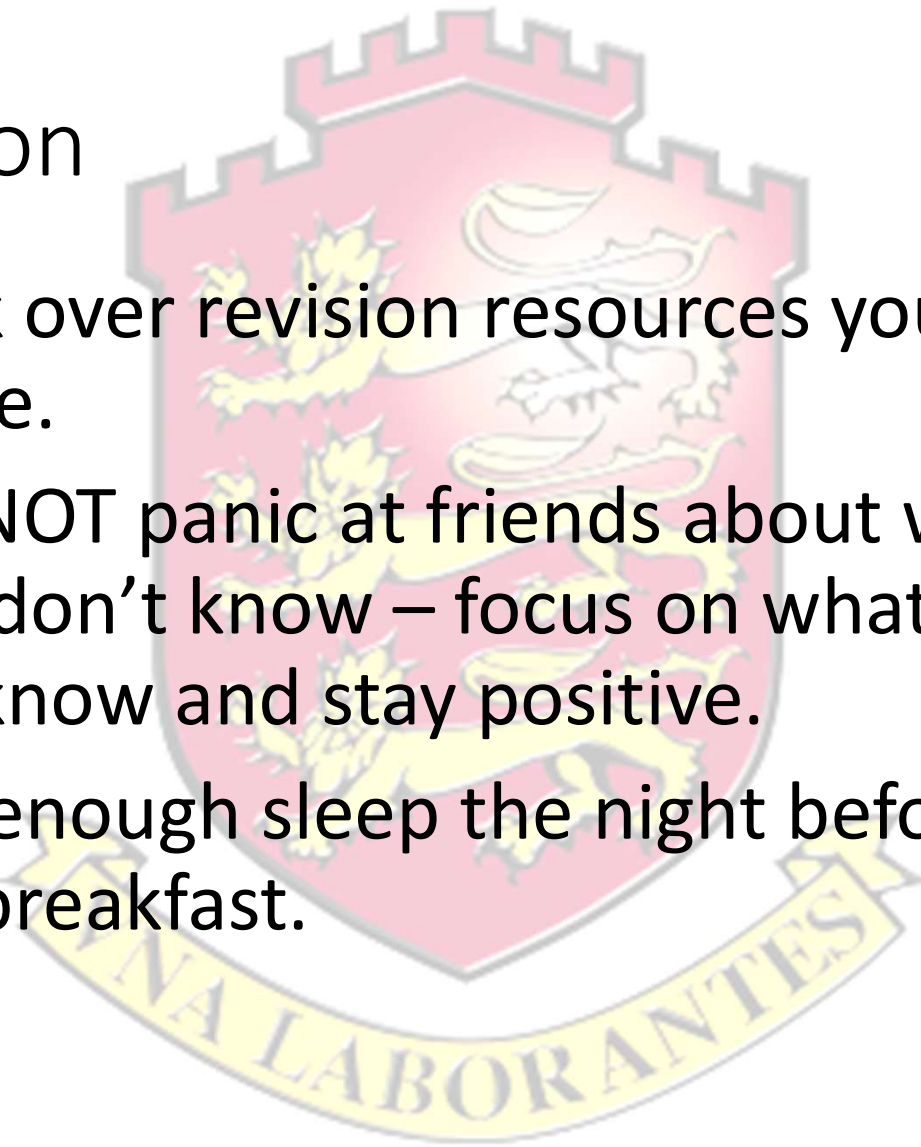


A reminder about revision methods

- Start with a question or task. Attempt to answer it. Find out what you know and research what you don't know.
- **AFTER THIS:** Make notes /revision cards **AT YOUR LEVEL.**
- Chunk information under key headings (shopping list – dairy/veg etc)
- Mind maps good for grouping information – use colour and visuals.
- Know if you work better alone or with someone. Do that one!

Final revision

- Look over revision resources you have made.
- DO NOT panic at friends about what you don't know – focus on what you DO know and stay positive.
- Get enough sleep the night before and eat breakfast.



Grades and a shopping list

There is a competition.

You are given ten things you need to get from the shops.

Gold medals for anyone who can remember 8 or more.

Silver for 5 - 7.

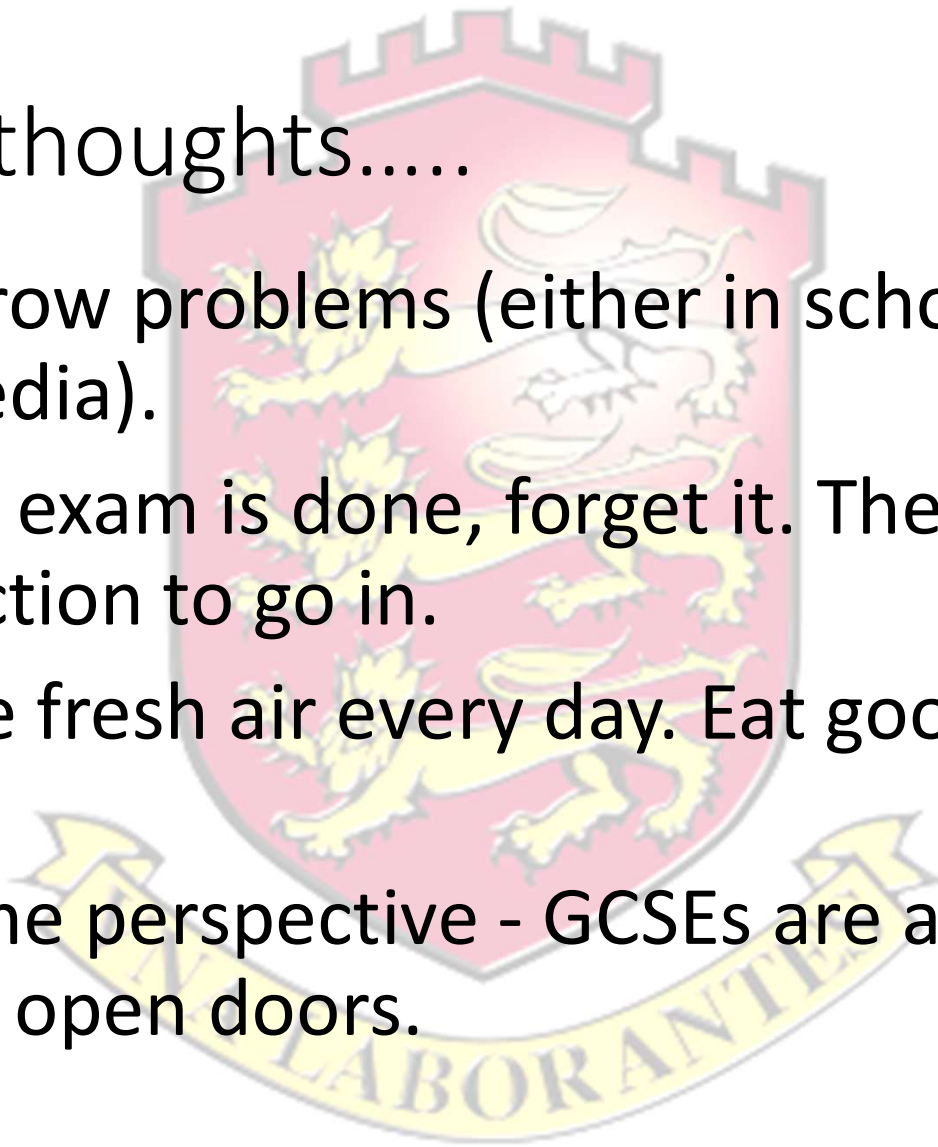
Bronze for 3 - 4.

You must remember toilet roll, toothpaste and milk.



A few last thoughts.....

- Do not grow problems (either in school or on social media).
- When an exam is done, forget it. There is only one direction to go in.
- Get some fresh air every day. Eat good, healthy food.
- Keep some perspective - GCSEs are a bunch of keys that open doors.



Any questions?



The image features the coat of arms of the University of Northampton, which is a red shield with a crenellated top. Inside the shield are two golden lions passant guardant, one above the other. Below the shield is a golden banner with the Latin motto 'VNA LABORANTES'.

**The Joys of Being
a Year 11 Parent – Mrs Lee**





Topic: [illegible]

When we compare the two systems, the former is more [illegible] in the [illegible] and the latter is more [illegible] in the [illegible]. The former shows a [illegible] pattern while the latter shows a [illegible] pattern. The former is a [illegible] system while the latter is a [illegible] system. This is the [illegible] of the [illegible].

Copying Note

Transcription Note

General Note

A white poster with a table structure, possibly a data table or a comparison table.

Many small white sticky notes with handwritten text, organized in a grid-like pattern on the wall.





