The crest of Kings' School is a shield-shaped emblem. It features a red shield with a white border. Inside the shield, there are two golden lions rampant, one on the left and one on the right, facing each other. Above the lions, there is a white banner with a golden crown. Below the shield, there is a golden ribbon with the Latin motto "VNA LABORANTES" written in red capital letters.

# Kings' School

# Year 11 Study Skills Evening

Tuesday 22<sup>nd</sup> March 2022

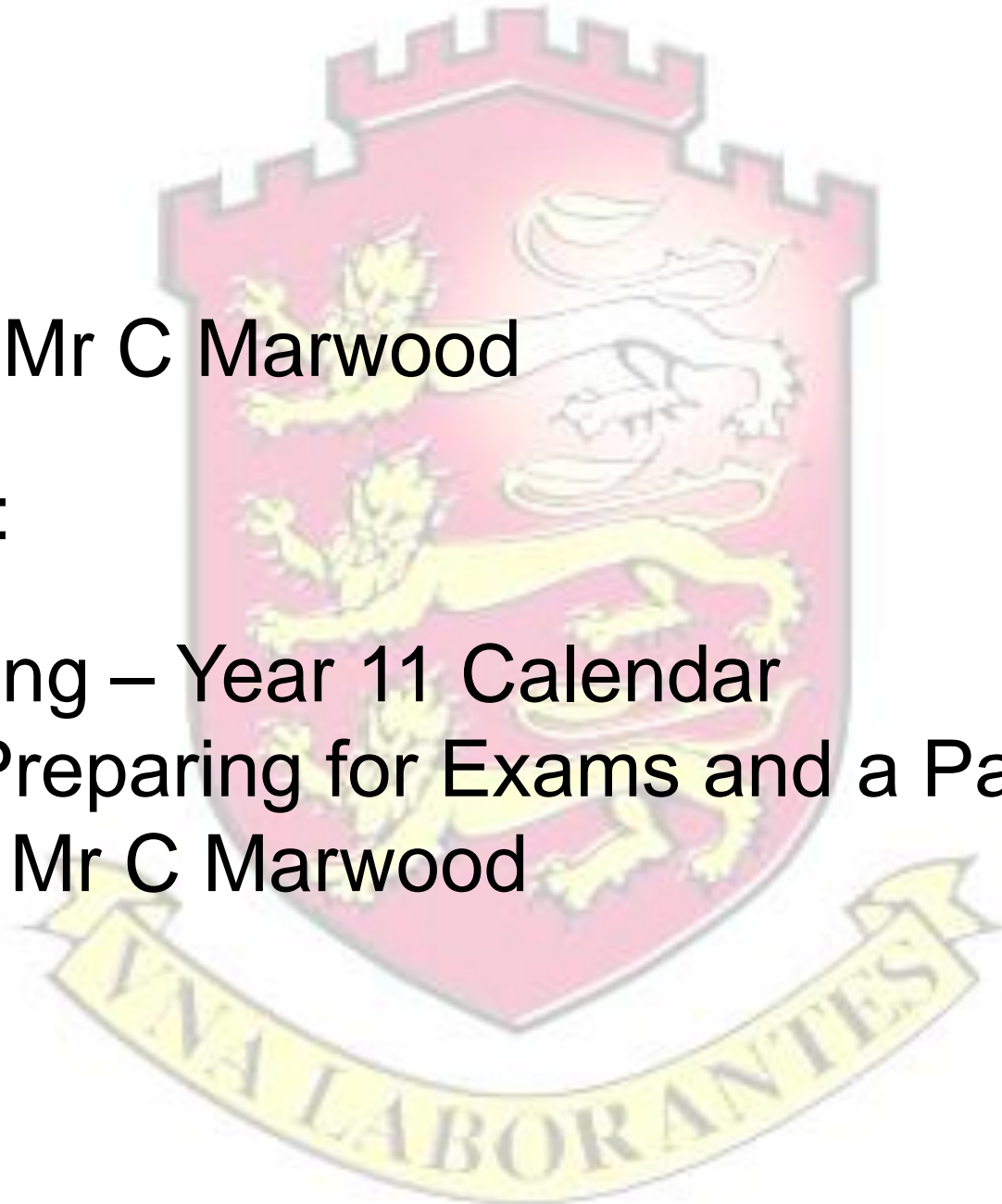
Introduction – Mr C Marwood

Presentations:

Mr C. Duckering – Year 11 Calendar


Mrs L. Lee - Preparing for Exams and a Parent's Experience

Final words – Mr C Marwood



## YEAR 11 KEY DATES

2022

- 
- End of Spring Term - 'Statement of Entry'  
Letter to parents  
Examination timetable
  - Sun 19th April - EASTER HOLIDAY
  - Just after Easter - MFL speaking tests
  - Mon 16<sup>th</sup> May - First formal GCSE paper



**YEAR 11 KEY DATES**

**2022**

**Fri 30<sup>th</sup> May -  
Sun 5<sup>th</sup> June**

**- HALF TERM**

**Wed 29<sup>th</sup> June**

**- Contingency Date**

**Thurs 25<sup>th</sup> August**

**- GCSE Results Day**

**Fri 16<sup>th</sup> Sept**

**- Deadline for  
'Enquiries upon Results'  
(Provisional)**

**Late November**

**- Certificate Presentation Evening**

# Prior to GCSE Exams

Spring Term: GCSE timetable is given out to pupils & parents.  
Please ensure all exam entries are checked and are what you are expecting  
Sign a copy of the timetable along with your child to confirm  
Return this timetable back to Tutor

Exam Clashes: Mrs Harris will meet with pupils who have an exam clash to advise of the plan.  
Your child will bring home a letter confirming arrangements.

Legal Name checking: All pupils need to check that the details held are correct, if not then we  
need to see proof of legal name.

Paying £3.50: This is for the postage of GCSE results and Certificates, if results and certificates are  
collected the money is returned.



# Pupils attendance at the Exam

- GCSE Exams start at 9am in the morning and 1pm in the afternoon. However all pupils should be in school 30 minutes prior to the start of the exam.
- Should there be a reason why your child is unable to sit their exam, please notify us ASAP via the school office followed by a letter from you giving details of the reason for absence for the attention of Mrs Harris – Exams Officer.

# What to bring to each Exam

Clear water bottle – filled with water only

Clear pencil case containing – 2 Black pens, sharp pencil, ruler, rubber, sharpener. A few exams require coloured pencils- (such as Photography and Design & Technology).

Calculator with no case

## ESSENTIAL EXAM EQUIPMENT



Students **MUST** have **2** Pens, **2** Pencils, Rubber, Ruler, Sharpener, Compass, Protractor and Scientific Calculator in a clear pencil case or plastic bag.

Please do not bring :-

THESE WILL BE COLLECTED IN BEFORE ENTERING THE EXAM ROOM.

ALL PUPILS WILL BE SCANNED FOR UNAUTHORIZED MATERIAL.

PLEASE CAN YOU REMIND YOUR CHILD TO EMPTY THEIR BLAZER POCKETS OF ANY UNWANTED ITEMS, SUCH AS PAPER CLIPS, ANYTHING METAL.

Phones


Ear phones

Watches and any electronic devices

SD Cards, USB's

Written notes

Lip balm/hand cream



Above are items that have been left after GCSE exams.

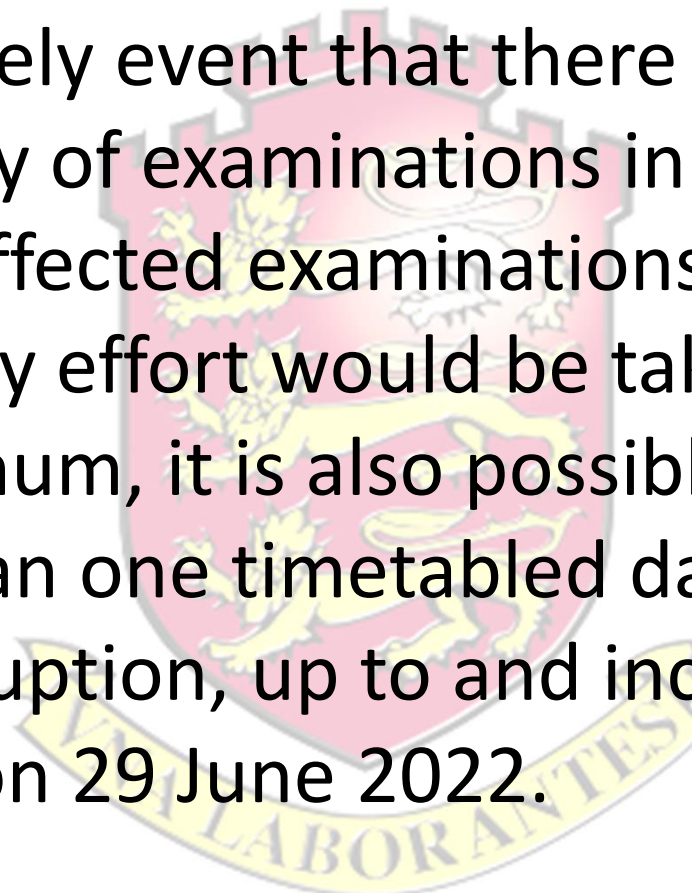


# Contingency Day



Joint Council for  
Qualifications

In the highly unlikely event that there is national disruption to a day of examinations in summer 2022, as a last resort the affected examinations will be rescheduled, every effort would be taken to keep the impact to a minimum, it is also possible that there could be more than one timetabled date affected following the disruption, up to and including the contingency day on 29 June 2022.



# Results Day August 2022

- They are the results of the pupil, only the pupil has the right to see them.
- Review of Marking – Talk to the relevant department first day back in September
- Results day = 10:00 to 12:00 25<sup>th</sup> August



# Exam Boards



Computer Science  
RS



Child Development  
Health & Social  
Sports Studies



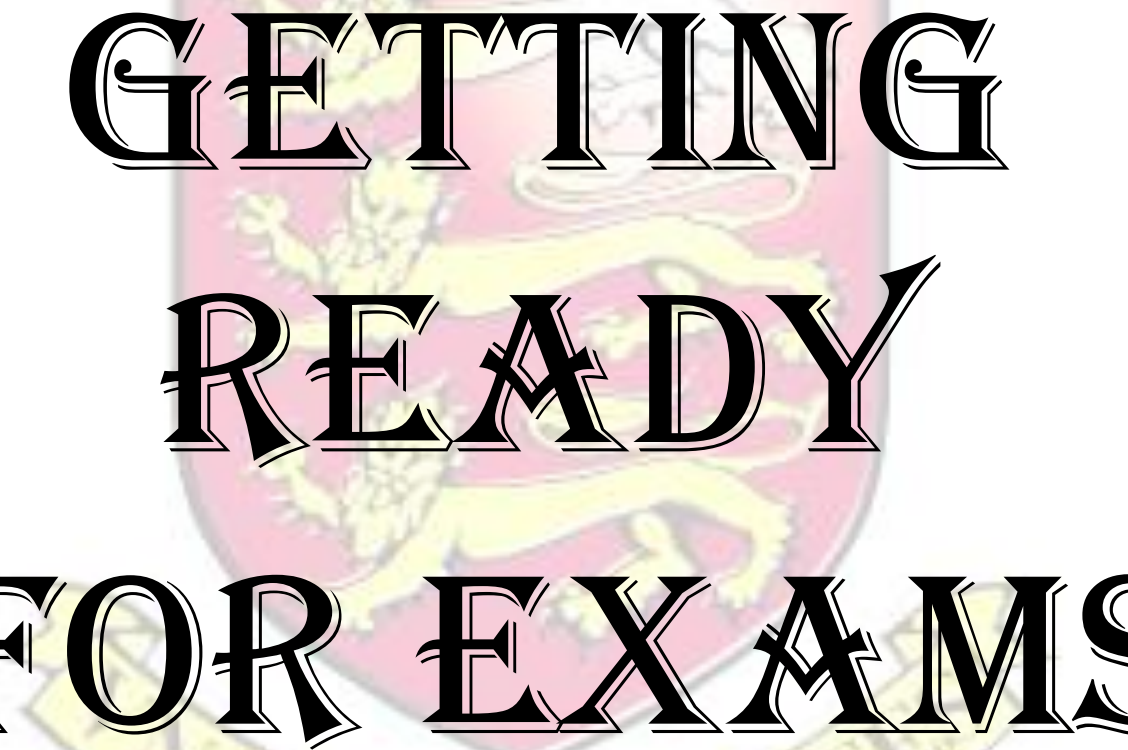
English Language  
English Literature  
German  
Psychology  
Music  
Geography  
Drama  
Science  
History  
Design & Technology  
PE



Spanish  
Maths  
BEE  
Italian  
French

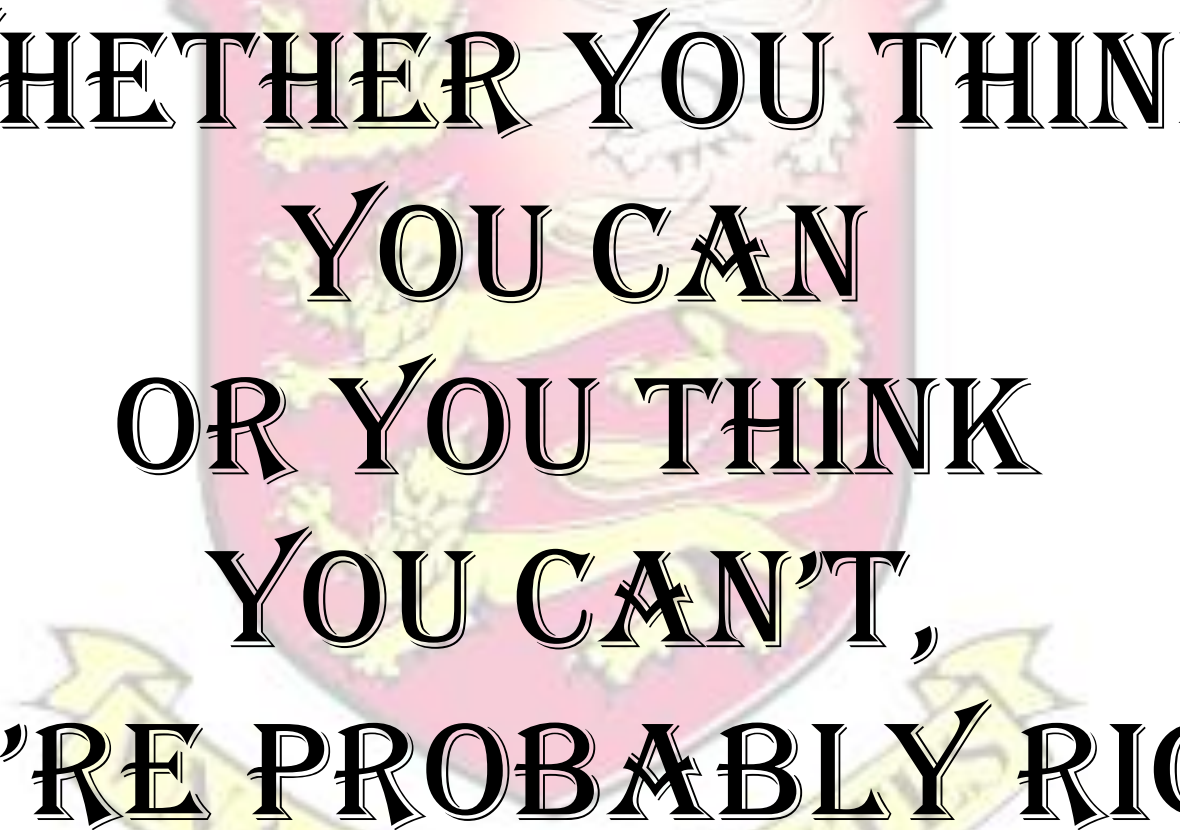


Latin  
Media  
Food and Nut.  
Art and Design  
Textiles  
Photography



**GETTING  
READY  
FOR EXAMS**





WHETHER YOU THINK  
YOU CAN  
OR YOU THINK  
YOU CAN'T,  
YOU'RE PROBABLY RIGHT.

# How much independent study and when ?

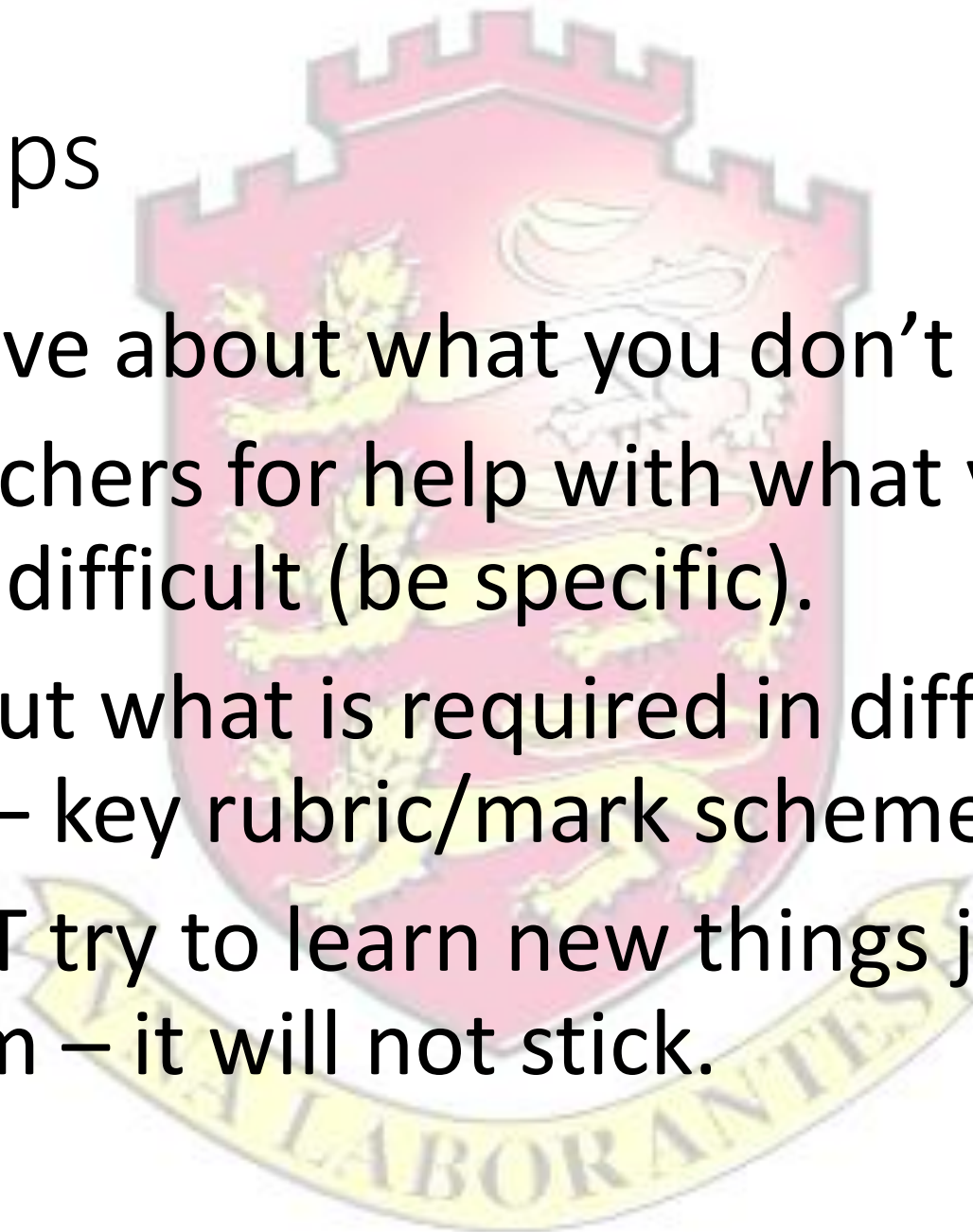
- Depends on the pupil!
- Chunks of 20 mins on / 5 mins break in a couple of sections before a longer break.
- Encourage reluctant studiers to “do the first five minutes”
- Couple of hours on a school night, a little more at the weekend but allow time for friends and family as well as hobbies.

# Find the drive and lose the distractions

- Make a timetable of when exams are.
- Chat with your son or daughter about what they really want from their GCSEs and what needs to happen for this to be achieved.
- Plan study time and factor in rest breaks/time for leisure activities.
- “Choose your five favourite phone apps and delete them.”

# Plug the gaps

- Get brave about what you don't know.
- Ask teachers for help with what you are finding difficult (be specific).
- Work out what is required in different exams – key rubric/mark schemes etc.
- DO NOT try to learn new things just before an exam – it will not stick.





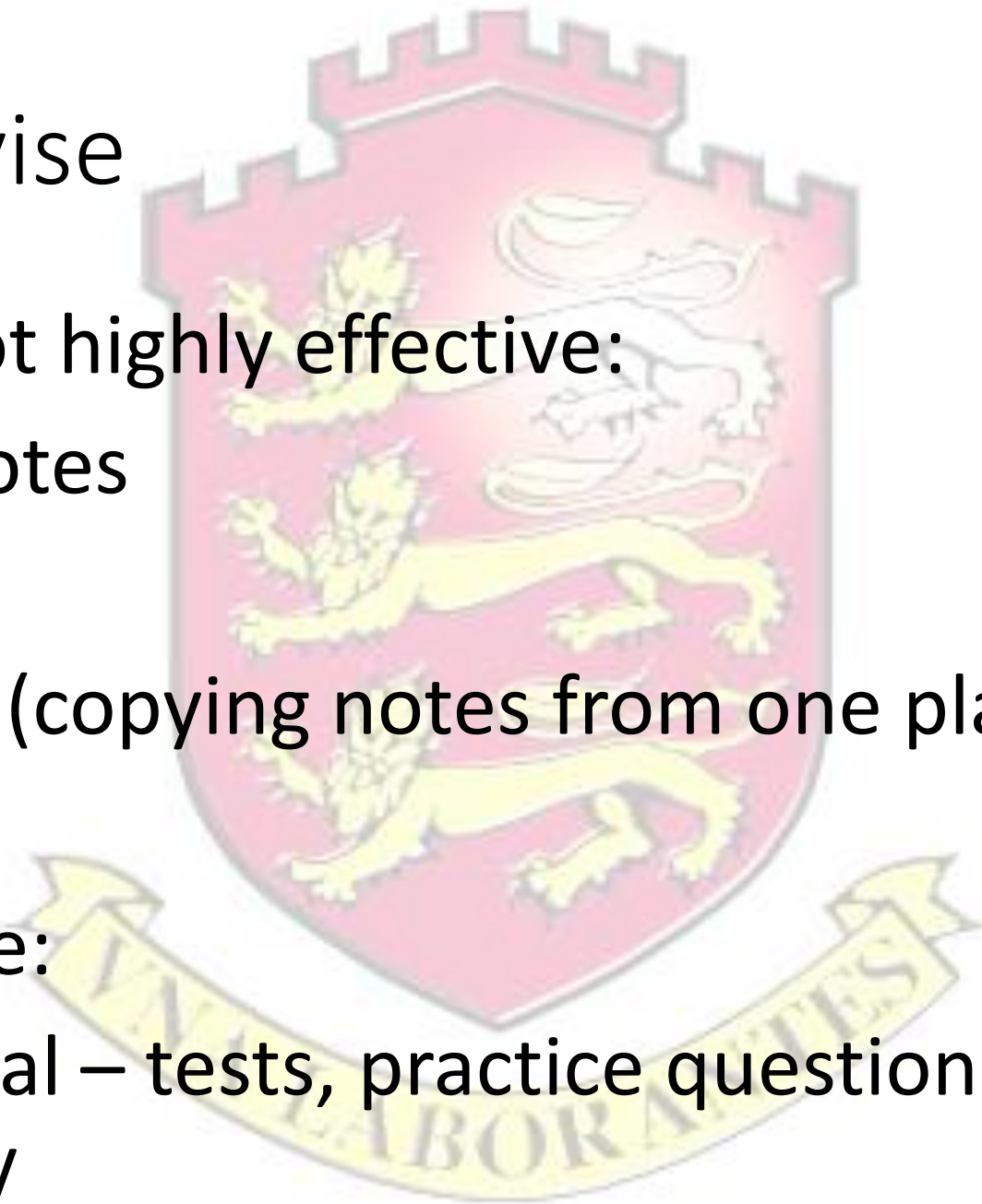
# How to revise

Popular but not highly effective:

- Re-reading notes
- Highlighting
- Summarising (copying notes from one place to the next)

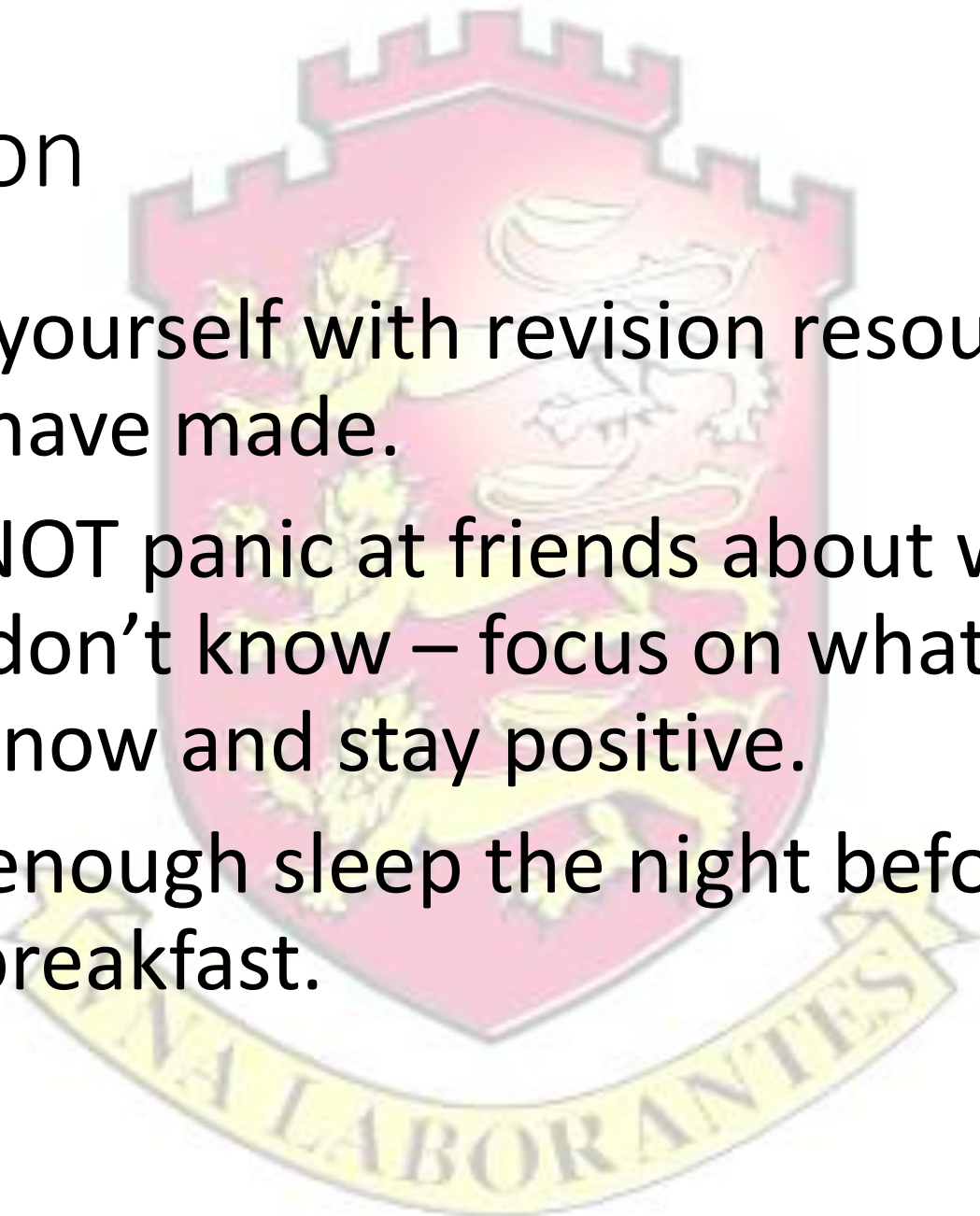
Highly effective:

- Active retrieval – tests, practice questions, making notes from memory



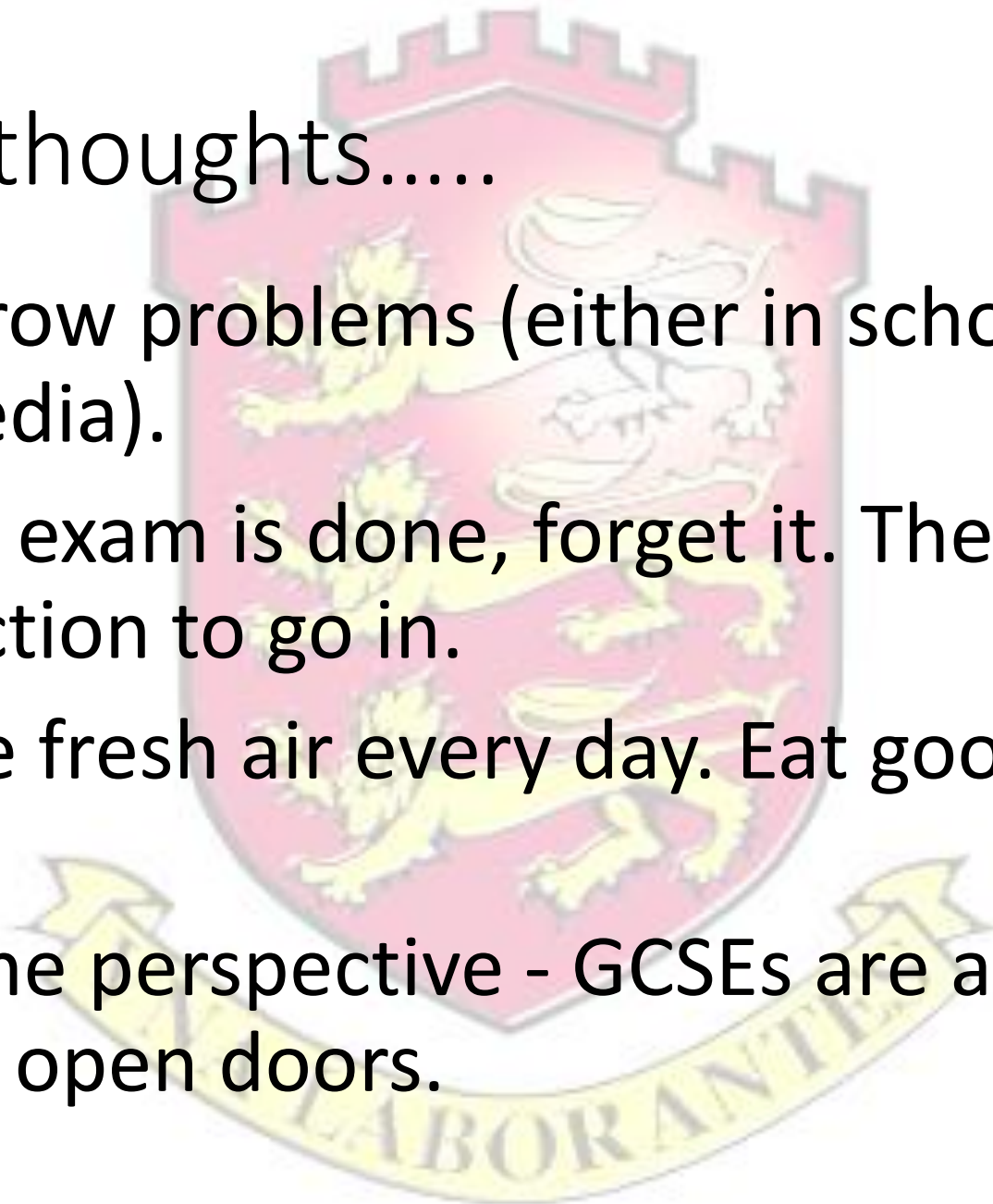
# Final revision

- Test yourself with revision resources you have made.
- DO NOT panic at friends about what you don't know – focus on what you DO know and stay positive.
- Get enough sleep the night before and eat breakfast.



## A few last thoughts.....

- Do not grow problems (either in school or on social media).
- When an exam is done, forget it. There is only one direction to go in.
- Get some fresh air every day. Eat good, healthy food.
- Keep some perspective - GCSEs are a bunch of keys that open doors.




# Growing Great Learners



Growing Great Learners



The image features the crest of the University of Cambridge, which consists of a red shield with a white border, topped with a crenellated crown. Inside the shield are three golden lions passant guardant. Below the shield is a golden ribbon with the Latin motto 'UNIVERSITY LABORANT' in red capital letters. The text 'Any questions?' is overlaid in the center of the image in a large, bold, black sans-serif font.

**Any questions?**

The image features the coat of arms of the University of Cambridge, which consists of a red shield with a white lion passant guardant, a gold lion passant guardant, and a gold lion passant guardant. The shield is topped with a red crenellated border. Below the shield is a gold ribbon with the Latin motto 'VNA LABORANTES'.

**The Joys of Being  
a Year 11 Parent – Mrs Lee**







### MONOMERS vs POLYMERS

MONOMER	POLYMER
ETHENE	POLYETHENE
PROPENE	POLYPROPENE
CHLOROETHENE	POLYCHLOROETHENE
STYRENE	POLYSTYRENE
ACRYLONITRILE	POLYACRYLONITRILE
AMINOACID	POLYAMINOACID
MONOSACCHARIDE	POLYSACCHARIDE
NUCLEOTIDE	POLYNUCLEOTIDE

### Water and the sea

Water and the sea are connected. The water in the sea is not just water, it is a mixture of water and salt. The salt in the water is called sea salt. The water and the sea are connected by the water cycle. The water cycle is a process that moves water around the planet. It is a continuous cycle that never ends. The water cycle is a process that moves water around the planet. It is a continuous cycle that never ends.

### Monomers and Polymers

Monomer	Polymer
Ethene	Polyethene
Propene	Polypropene
Chloroethene	Polychloroethene
Styrene	Polystyrene
Acrylonitrile	Polyacrylonitrile
Amino acid	Polyamino acid
Monosaccharide	Polysaccharide
Nucleotide	Polynucleotide







