The crest of Kings' School is a shield with a red background and a gold border. It features three gold lions passant guardant on a red field, a gold crown above them, and a gold banner at the bottom with the Latin motto 'VNA LABORANTES'.

# Kings' School

## Year 11 Study Skills Evening

Wednesday 22<sup>nd</sup> March  
2023



Introduction – Mr M Gunning, Head of Year 11

## Presentations:

Mr C. Duckering – Year 11 Calendar

Mrs L. Lee - Preparing for Exams and a Parent's Experience

Final words – Mr M Gunning

# **YEAR 11 KEY DATES**

**2023**

**End of Spring Term**

- 'Statement of Entry'  
Letter to parents  
Examination timetable

**1st Apr/16th Apr**

- **EASTER HOLIDAY**

**Beginning of Summer Term**

- **MFL speaking tests**

**Mon 15<sup>th</sup> May**

- **First formal GCSE paper**



# **YEAR 11 KEY DATES**

**2023**

**27 May/ 4 Jun**

**- HALF TERM**

**Wed 28 Jun**

**- Contingency Date**

**Thurs 24 Aug**

**- GCSE Results day**

**Fri 15 Sept**

**- Deadline for  
Enquiries upon Results  
(Provisional)**



# Prior to GCSE Exams

## **Spring Term:**

GCSE timetable is given out to pupils & parents.

Please ensure all exam entries are checked and are what you are expecting

## **Exam Clashes:**

Miss Lewis will meet with pupils who have an exam clash to advise of the plan.


Your child will bring home a letter confirming arrangements.

## **Legal Name checking:**

All pupils need to check that the details held are correct, if not then we need to see proof of legal name.

## **Paying £3.50:**

This is for the postage of GCSE Certificates, certificates are collected the money is returned.



# Pupils' attendance at the Exam

- GCSE Exams start at 9am in the morning and 1pm in the afternoon.
- All pupils should be in school **30 minutes before the start of the exam.**
- Should there be a reason why your child is **unable to sit their exam**, please notify us ASAP via the school office followed by a letter from you giving details of the reason for absence for the attention of Miss Lewis – Exams Officer.

# What to bring to each Exam

Clear water bottle – filled with water only

Clear pencil case containing:

2 Black pens  
sharp pencil  
ruler  
rubber  
sharpener.

A few exams require coloured pencils- (such as Photography and Design & Technology).

Calculator with no case

## ESSENTIAL EXAM EQUIPMENT



Students MUST have 2 Pens, 2 Pencils, Rubber, Ruler, Sharpener, Compass, Protractor and Scientific Calculator in a clear pencil case or plastic bag.

# Do not bring

These will be collected before entering exam room

All pupils will be **scanned** for unauthorised equipment.

Please remind son/daughter to **empty pockets** of metal objects

Phones


Ear phones

Watches and any electronic devices

SD Cards, USB's

Written notes

Lip balm/hand cream



Above are items that have been left after GCSE exams.

# Contingency Day



Joint Council for  
Qualifications

In the highly unlikely event that there is **national disruption** to a day of examinations in summer 2023, as a last resort the affected examinations will be **rescheduled**, every effort would be taken to keep the impact to a minimum, it is also possible that there could be more than one timetabled date affected following the disruption, up to and including the **contingency day on 28 June 2023**.

# Results Day August 2023

- They are the results of the pupil, only the pupil has the right to see them.
- Review of Marking – Talk to the relevant department first day back in September
- Results day = 10:00 to 12:00 24<sup>th</sup> August

# Exam Boards



Computer Science  
RS



Child Development  
Health & Social  
Sports Studies



English Language  
English Literature

German

Italian

Psychology

Music

Geography

Drama

Science

History

Design & Technology

PE



edexcel

Spanish

Maths

BEE

Italian

French



Latin

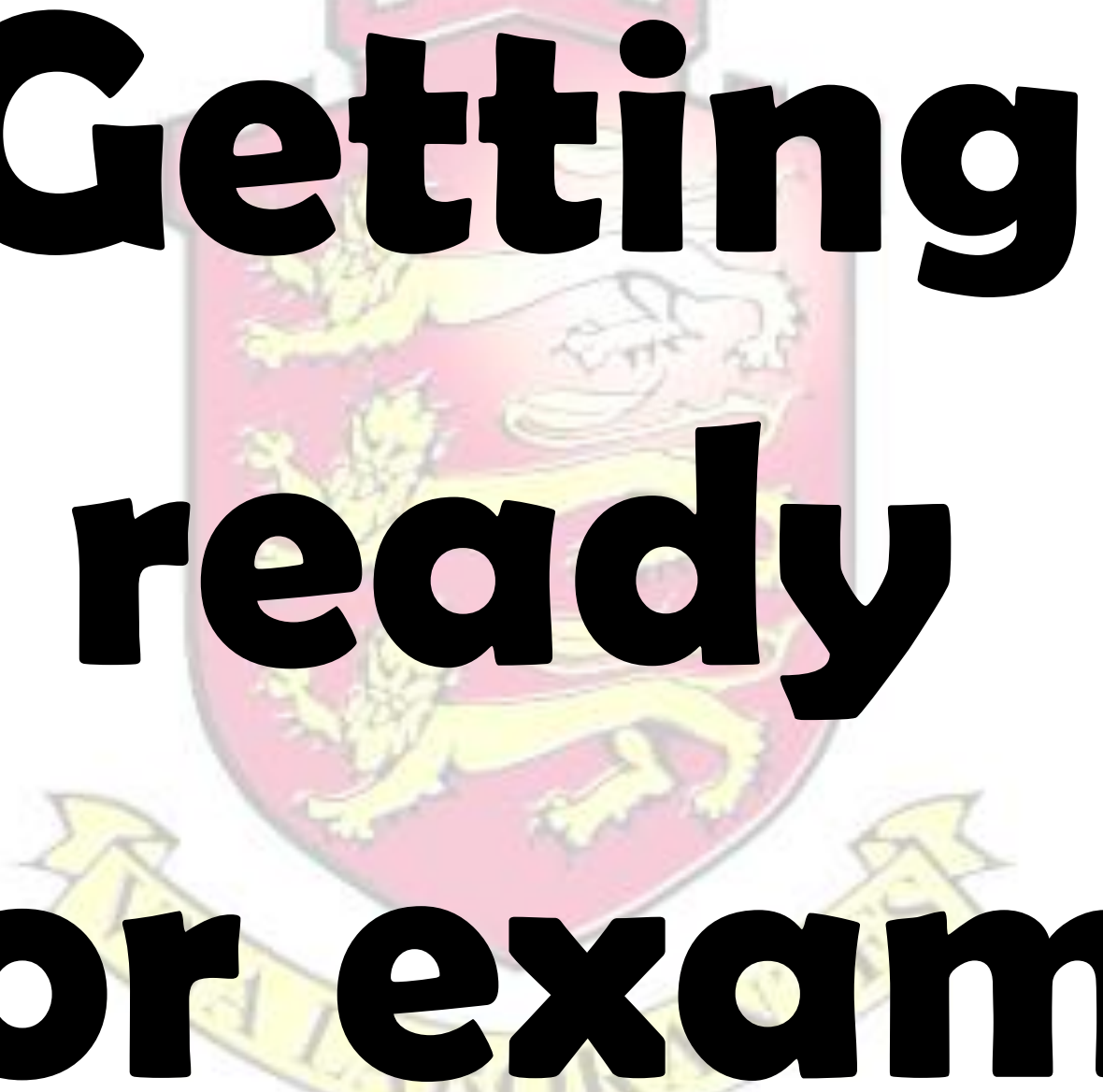
Media

Food and Nut.

Art and Design

Textiles

Photography

The background of the slide features a faint, large crest of the University of London. The crest is a shield with a red field, containing three golden lions passant guardant. Above the shield is a red coronet. A golden scroll or ribbon wraps around the bottom of the shield, bearing the Latin motto 'UNIVERSITY OF LONDON' in red capital letters.

**Getting  
ready  
for exams**

# How much independent study and when ?

- Depends on the pupil!
- Chunks of 20 mins on / 5 mins break in a couple of sections before a longer break.
- Encourage reluctant studiers to “do the first five minutes”
- Couple of hours on a school night, a little more at the weekend but allow time for friends and family as well as hobbies.

## Find the focus and lose the distractions

- Make a timetable of when exams are.
- Chat with your son or daughter about what they really want from their GCSEs and what needs to happen for this to be achieved.
- Plan study time and factor in rest breaks/time for leisure activities.
- “Choose your five favourite phone apps and delete them.”

## Encourage your son/daughter to.....

- Get brave about what they don't know.
- Ask teachers for help with what they are finding difficult (be specific).
- Work out what is required in different exams – key rubric/mark schemes etc.
- NOT try to learn new things just before an exam – it will not stick.

# How to revise

Popular but not highly effective:

- Re-reading notes
- Highlighting
- Summarising (copying notes from one place to the next)

Highly effective:

- Active retrieval – tests, practice questions, making notes from memory

# Strategies for the final stretch

- Encourage self-testing.
- Try to minimise panic and focus on what they do know
- Encourage good sleep the night before and a decent breakfast.


# A few last thoughts.....

- Do not grow problems (either in school or on social media).
- When an exam is done, forget it. There is only one direction to go in.
- Get some fresh air every day. Eat good, healthy food.
- Keep some perspective - GCSEs are a bunch of keys that open doors.

# Growing Great Learners



Growing Great Learners

The image features the crest of the University of Vienna in the background. It is a red shield with a crenellated top, containing three golden lions passant guardant. A golden banner at the bottom of the shield displays the Latin motto "VNA LABORANTES".

**Any questions?**



# The Joys of Being a Year 11 Parent – Mrs Lee







